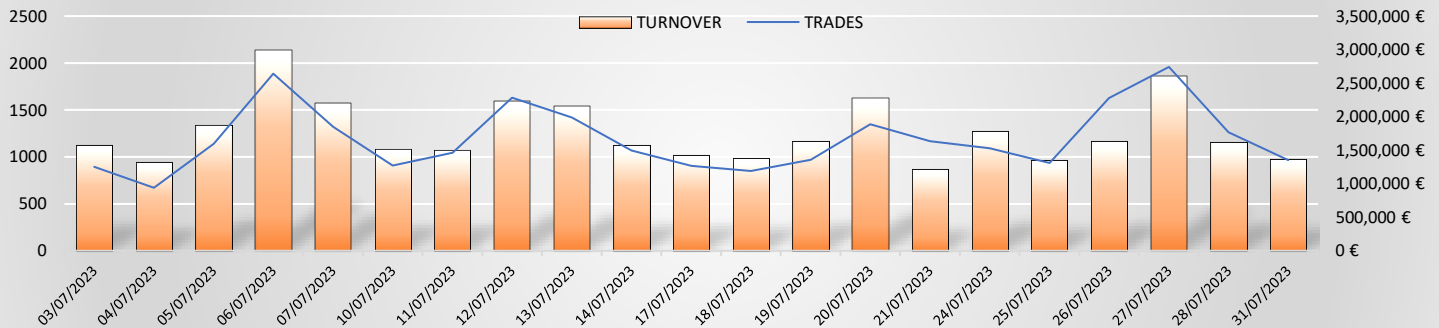


## Vorvel Certificates Monthly Report

July 2023

### DAILY TURNOVER



### FACTS & FIGURES

	Listing				Trading				
	June 2023		July 2023		June 2023		July 2023		
	Type of	New Instrum	Total (EOM)	New Instrum	Total (EOM)	Trades	Turnover	Trades	Turnover
Certificates	Bear	58	58	32	66	9,266	4,438,579	9,202	4,735,339
	Bull	61	60	24	63	8,523	7,962,405	7,602	7,315,109
	Inv. Protected Capital	3	39	2	41	1,381	21,659,719	1,043	15,905,257
	Inv. Cond. Protected Cap	1	13	0	12	5	63,402	6	30,088
	Fix Leverage	0	6	0	6	6,576	9,732,122	7,206	9,065,792
	Inv. Non Protected Cap	0	5	0	0	0	0	0	0
	<b>Total</b>	<b>123</b>	<b>181</b>	<b>58</b>	<b>188</b>	<b>25,751</b>	<b>43,856,226</b>	<b>25,059</b>	<b>37,051,585</b>
Underlying	Equity	72	125	24	131	24,421	42,614,681	24,174	36,390,182
	Commodity	26	35	28	31	730	1,035,547	484	497,926
	Currency	25	21	6	26	600	205,999	401	163,477
	<b>Total</b>	<b>123</b>	<b>181</b>	<b>58</b>	<b>188</b>	<b>25,751</b>	<b>43,856,226</b>	<b>25,059</b>	<b>37,051,585</b>
Issuer	FinecoBank	119	124	56	135	24,365	22,133,105	24,010	21,116,240
	Banco BPM S.p.A.	3	26	1	27	970	15,839,355	669	10,408,943
	Banca Akros S.p.A.	0	12	1	13	411	5,820,364	372	5,489,949
	Leonteq Securities AG, GB	1	13	0	12	5	63,402	6	30,088
	UBS Group	0	6	0	1	0	0	2	6,365
	<b>Total</b>	<b>123</b>	<b>181</b>	<b>58</b>	<b>188</b>	<b>25,751</b>	<b>43,856,226</b>	<b>25,059</b>	<b>37,051,585</b>

### Most traded Instruments (By Trade)

ISIN	Description	Trade	% Tot
IT0005523300	FBK FIXLEV -7x SH FTSEMIB 19/12/2023	2446	9.8%
IT0005523292	FBK FIXLEV 7x LG FTSEMIB 19/12/2023	2371	9.5%
IT0005543902	FBK BEAR SH DAX B17400 19/09/2023	1578	6.3%
IT0005543894	FBK BULL LG FTSEMIB B27200 19/09/2023	1399	5.6%
IT0005540692	FBK BEAR SH FTSEMIB B29600 19/09/2023	1109	4.4%

### Most traded Instruments (By Turnover)

ISIN	Description	Turnover (€)	% Tot
IT0005523292	FBK FIXLEV 7x LG FTSEMIB 19/12/2023	3,873,729	10.5%
IT0005523300	FBK FIXLEV -7x SH FTSEMIB 19/12/2023	2,991,654	8.1%
IT0005422206	BPM Digital SMI 03/11/2023	2,040,617	5.5%
IT0005419657	BPM Digital SX6E 29/09/2023	2,035,066	5.5%
IT0005416521	BPM Digital SX6E 25/08/2023	1,451,668	3.9%

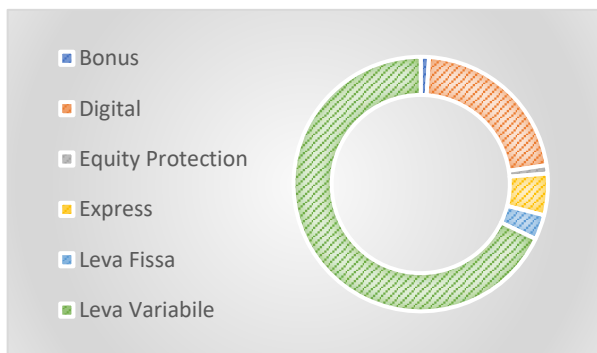
### Most traded Underlying (By Trade)

Underlying	Trade	% Tot
FTSEMIB	10,381	41.4%
DAX	4,594	18.3%
NASDAQ	3,908	15.6%
ESTOXX	1,572	6.3%
DOW	1,004	4.0%

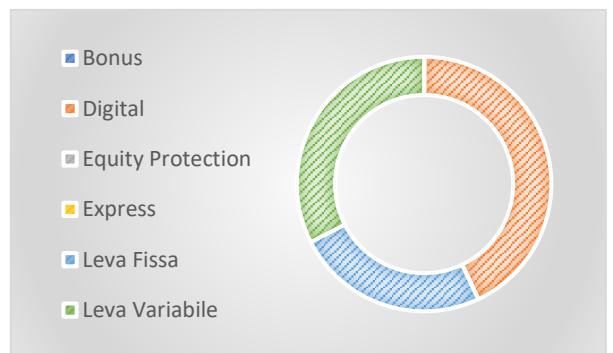
### Most traded Underlying (By Turnover)

Underlying	Turnover (€)	% Tot
FTSEMIB	12,245,599	33.1%
SX6E	4,397,112	11.9%
NASDAQ	3,990,543	10.8%
SMI	2,640,208	7.1%
DAX	2,125,459	5.7%

### Number of Instruments (By Acepi Class)



### Turnover (By Acepi Class)



\*Sentiment is the ratio between market operations, executed on the same underlying, of positive sign (purchases of long positions and sales of short positions) and operations of negative sign (sales of long positions and purchases of short positions)